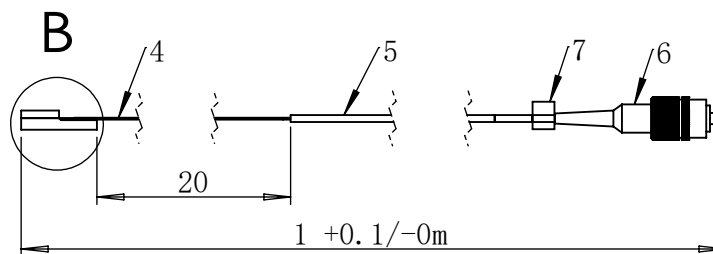
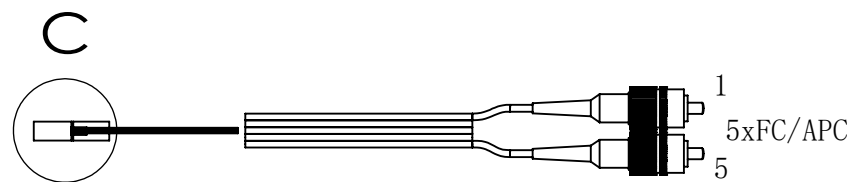
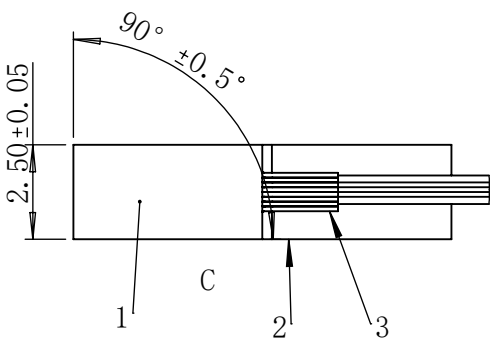


| FA Channel | |
|------------|-------------|
| 1 | Dummy fiber |
| 2 | PMF |
| 3 | |
| 4 | |
| 5 | |
| 6 | |
| 7 | Dummy fiber |
| 8 | Dummy fiber |



| ITEM | PART | MATERIAL | DESCRIPTION | QTY |
|------|-------------------|---------------------|-------------------------|-----|
| 1 | Array lid | Glass | 2.5X5X1 | 1 |
| 2 | Array base | Glass | 8V-127P-2.5x10x5x1.5t | 1 |
| 3 | Cladding fiber | Glass | / | 5 |
| 4 | Bare fiber | Glass+Acrylate | Corning PM15-U25D fiber | 5 |
| 5 | Fiber jacket | Hytrel | 0.9mm blue loose tube | 5 |
| 6 | Fiber Connector | Nickel plated brass | FC/APC | 5 |
| 7 | Wear cable marker | Polyethylene | 1-5 | 5 |

| REV. | DESCRIPTION | DATE | REVISED |
|------|-------------|----------|---------|
| A | | 2024/1/3 | D2 |
| | | | |

| | | | |
|---|--|--|----------|
| DIMENSIONS ARE IN MM | NAME | DATE | |
| | DRAWN | D2 | |
| X ± 0.15 .X ± 0.10 .XX ± 0.05 ANGULAR ± 0.5° | Q.A. | Q1 | 2024/1/3 |
| | PROPRIETARY AND CONFIDENTIAL THE INFORMATION CONTAINED IN THIS DRAWING IS THE SOLE PROPERTY OF PHIX PHOTONICS ASSEMBLY. ANY REPRODUCTION IN PART OR AS A WHOLE WITHOUT THE WRITTEN PERMISSION OF PHIX PHOTONICS ASSEMBLY IS PROHIBITED. | | |
| ALL MACHINED SURFACE TO BE $3.2/\sqrt{\text{V}}$ | SIZE A4 | PART NO. or DWG. NO. 30150723 153236 | REV A |
| BREAK SHARP CORNERS MAX | SCALE:1:1 | SHEET 1 OF 1 | |